

2. Lecture notes on non-bipartite matching

Given a graph $G = (V, E)$, we are interested in finding and characterizing the size of a maximum matching. Since we do not assume that the graph is bipartite, we know that the maximum size of a matching does not necessarily equal the minimum size of a vertex cover, as it is the case for bipartite graphs (König's theorem). Indeed, for a triangle, any matching consists of at most one edge, while we need two vertices to cover all edges.

To get an upper bound on the size of any matching M , consider any set U of vertices. If we delete the vertices in U (and all edges adjacent to it), we delete at most $|U|$ edges of the matching M . Moreover, in the remaining graph $G \setminus U$, we can trivially upper bound the size of the remaining matching by $\sum_{i=1}^k \lfloor \frac{|K_i|}{2} \rfloor$, where K_i , $i = 1, \dots, k$, are the vertex sets of the connected components of $G \setminus U$. Therefore, we get that

$$|M| \leq |U| + \sum_{i=1}^k \left\lfloor \frac{|K_i|}{2} \right\rfloor. \quad (1)$$

If we let $o(G \setminus U)$ denote the number of odd components of $G \setminus U$, we can rewrite (1) as:

$$|M| \leq |U| + \frac{|V| - |U|}{2} - \frac{o(G \setminus U)}{2},$$

or

$$|M| \leq \frac{1}{2} (|V| + |U| - o(G \setminus U)). \quad (2)$$

We will show that we can always find a matching M and a set U for which we have equality; this gives us the following minmax relation, called the Tutte-Berge min-max formula:

Theorem 2.1 (Tutte-Berge Formula) *For any graph $G = (V, E)$, we have*

$$\max_M |M| = \min_{U \subseteq V} \frac{1}{2} (|V| + |U| - o(G \setminus U)),$$

where $o(G \setminus U)$ is the number of connected components of odd size of $G \setminus U$.

Example: In the graph of Figure 2.1, a matching of size 8 can be easily found (find it), and its optimality can be seen from the Tutte-Berge formula. Indeed, for the set $U = \{2, 15, 16\}$, we have $o(G \setminus U) = 5$ and $\frac{1}{2}(|V| + |U| - o(G \setminus U)) = \frac{1}{2}(18 + 3 - 5) = 8$.

To prove Theorem 2.1, we will first show an algorithm to find a maximum matching. This algorithm is due to Edmonds [1965], and is a pure gem. As in the case of bipartite matchings (see lecture notes on bipartite matchings), we will be using augmenting paths. Indeed, Theorem 1.2 of the bipartite matching notes still hold in the non-bipartite setting; a matching M is maximum if and only if there is no augmenting path with respect to it. The difficulty here is to find the augmenting path or decide that no such path exists. We could try to start from the set X of exposed (unmatched) vertices for M , and whenever we are

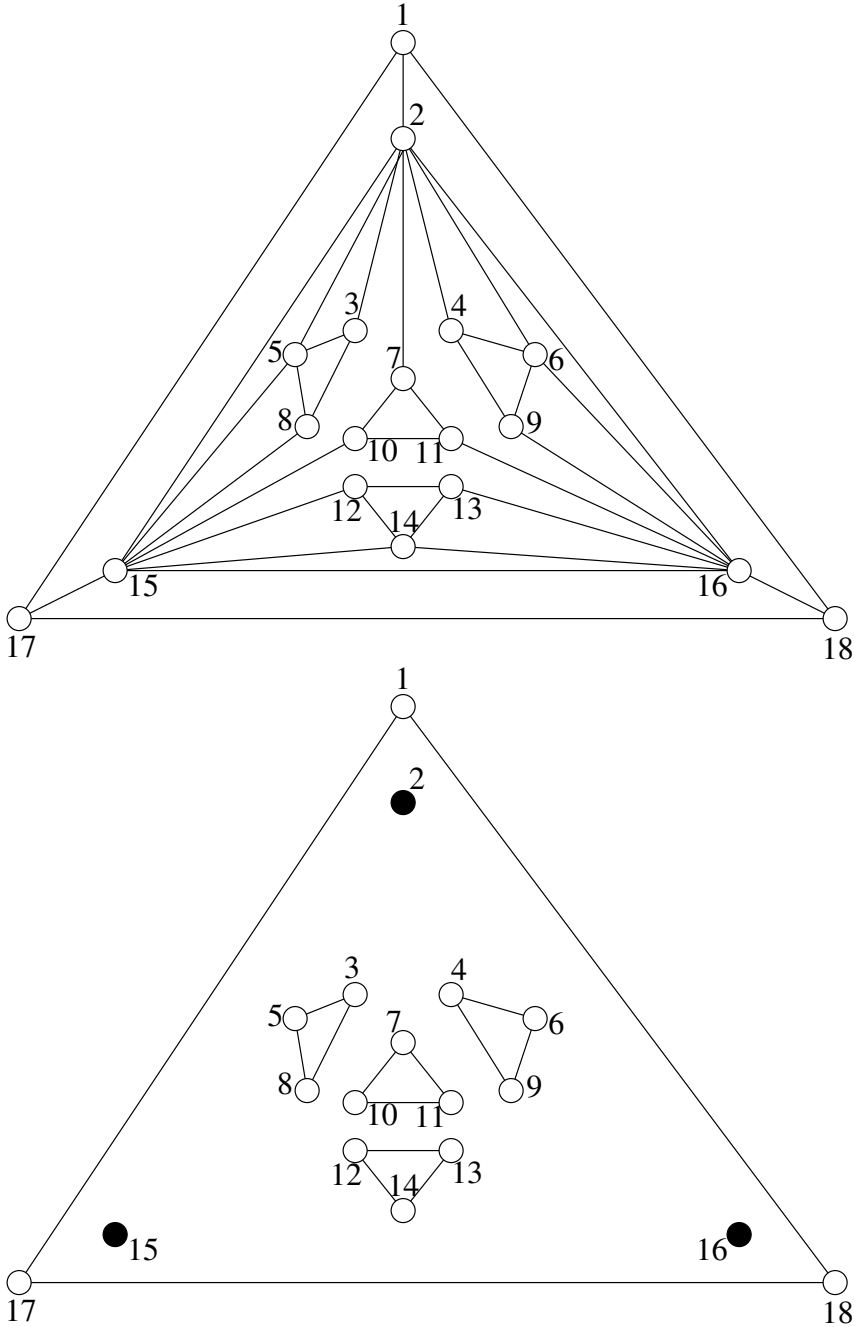


Figure 2.1: Top: graph. Bottom: the removal of vertices 2, 15 and 16 gives 5 odd connected components.



Figure 2.2: An augmenting path. Thick edges are in the matching. The path is found by starting from the exposed vertex u and following the dotted lines until a vertex (here z) adjacent to an exposed vertex is found.

at a vertex u and see an edge $(u, v) \notin M$ followed by an edge (v, w) in M , we could put a directed edge from u to w and move to w . If we get to a vertex that's adjacent to an exposed vertex (i.e. in X), it seems we have found an augmenting path, see Figure 2.2.

This is not necessarily the case, as the vertices of this 'path' may not be distinct. We have found a so-called *flower*, see Figure 2.3. This flower does not contain an augmenting path. More formally, a *flower* consists of an even alternating path P from an exposed vertex u to a vertex v , called the *stem*, and an odd cycle containing v in which the edges alternate between in and out of the matching except for the two edges incident to v ; this odd cycle is called a *blossom*.

The algorithm will either find an augmenting path or a flower or show that no such items exist; in this latter case, the matching is maximum and the algorithm stops. If it finds an augmenting path then the matching is augmented and the algorithm continues with this new matching. If a flower is found, we create a new graph G/B in which we shrink B into a single vertex b ; any edge (u, v) in G with $u \notin B$ and $v \in B$ is replaced by an edge (u, b) in G/B , all edges within B disappear and all edges within $V \setminus B$ are kept. Notice that we have also a matching M/B in this new graph (obtained by simply deleting all edges of M within B), and that the sizes of M and M/B differ by exactly $\frac{|B|-1}{2}$ (as we deleted so many edges of the matching within B). We use the following crucial theorem.

Theorem 2.2 *Let B be a blossom with respect to M . Then M is a maximum size matching in G if and only if M/B is a maximum size matching in G/B .*

To prove the theorem, we can assume that the flower with blossom B has an empty stem P . If it is not the case, we can consider the matching $M \triangle P = (M \setminus P) \cup (P \setminus M)$ for which we have a flower with blossom P and empty stem. Proving the theorem for $M \triangle P$ also proves it for M as $(M \triangle P)/B = (M/B) \triangle P$ and taking symmetric differences with an even alternating paths does not change the cardinality of a matching.

Proof: (\implies) Suppose N is a matching in G/B larger than M/B . Pulling N back to a set of edges in G , it is incident to at most one vertex of B . Expand this to a matching N^+ in G by adjoining $\frac{1}{2}(|B| - 1)$ edges to match every other vertex in B . Then $|N^+|$ exceeds $|M|$ by the same amount that $|N|$ exceeds $|M/B|$.

(\impliedby) By contradiction. If M is not of maximum size in G then it has an augmenting path P between exposed vertices u and v . As B has only one exposed vertex, we can assume that $u \notin B$. Let w be the first vertex of P which belongs to B , and let Q be the part of P

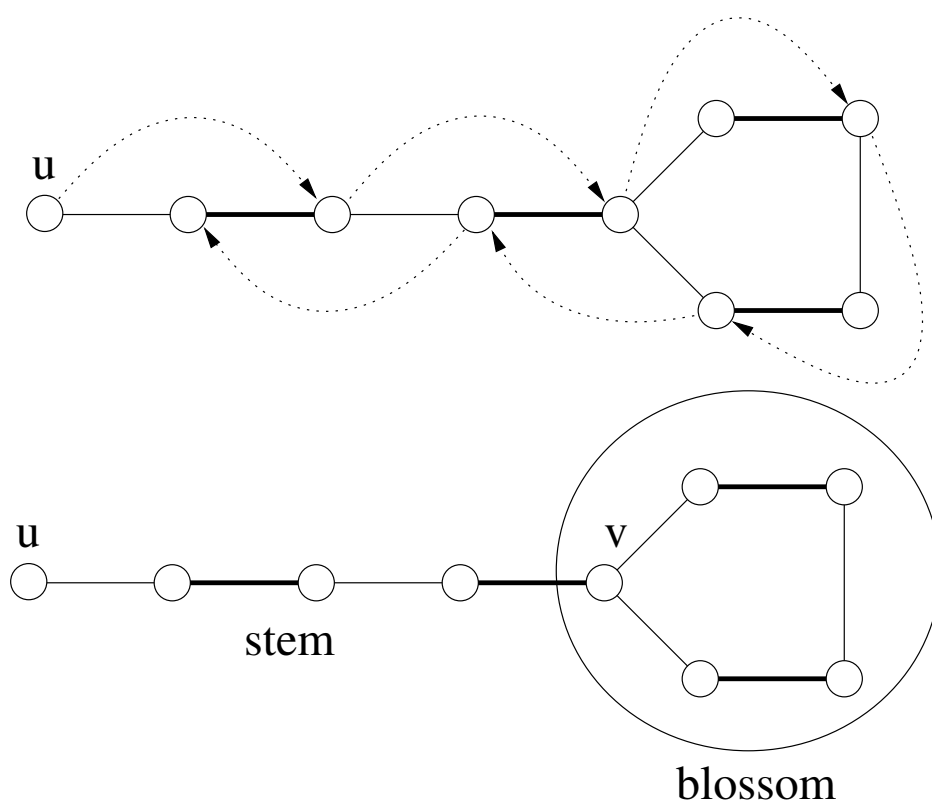


Figure 2.3: A flower. The thick edges are those of the matching. Top: Our dotted path starting at an exposed vertex u and ending at a neighbor of an exposed vertex does not correspond to an augmenting path.

from u to w . Notice that, after shrinking B , Q remains an augmenting path for M/B (since b is exposed in G/B). This means that M/B is not maximum either, and we have reached a contradiction. \triangle

Observe that the proof is algorithmic: If we have a bigger matching in G/B than M/B then we also can find a bigger matching in G than M . Also remark that Theorem 2.2 does *not* say that if we find a maximum matching M^* in G/B then simply adding $\frac{|B|-1}{2}$ edges from within B to M^* to get \hat{M} will lead to a *maximum* matching in G . Indeed, this is not true.

Exercise 2-1. Give an example of a graph G , a matching M and a blossom B for M such that a maximum matching M^* in G/B does not lead to a maximum matching in G . Explain why this does not contradict Theorem 2.2.

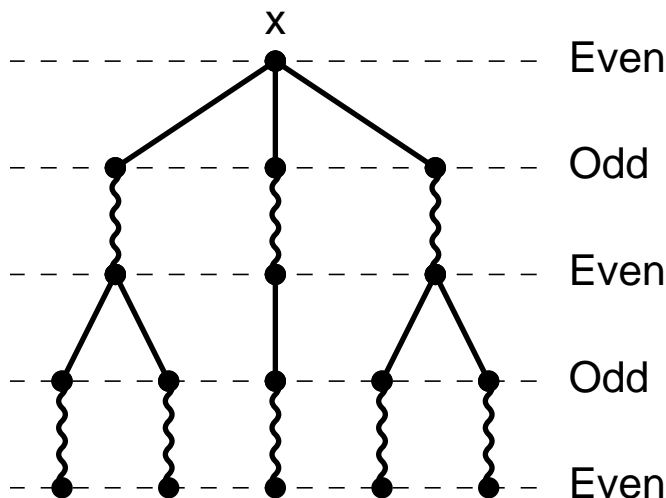


Figure 2.4: An alternating tree. The squiggly edges are the matching edges.

To find either an alternating path or a flower, we proceed as follows. We label all exposed vertices to be EVEN, and keep all the other vertices unlabelled at this point. As we proceed, we will be labelling more vertices to be EVEN as well as labelling some vertices to be ODD. We maintain also an *alternating forest* — a graph in which each connected component is a tree made up of edges alternating between being in and out of the matching. We process the EVEN vertices one at a time, say we are currently processing u , and consider the edges adjacent to u . There are several possibilities:

1. If there is an edge (u, v) with v unlabelled, we label v as ODD. As v cannot be exposed (as otherwise it would have been already EVEN), we label its “mate” w (i.e. (v, w) is an edge of the matching) as EVEN. (w was not previously labelled as we always simultaneously label the two endpoints of a matched edge.) We have extended the alternating tree we are building (see Figure 2.4).

2. If there is an edge (u, v) with v labelled EVEN and v belongs to another alternating tree than u does, we have found an augmenting path (just traverse the 2 alternating trees from u and v up to their roots) and augment the matching along it, and start again from this new, larger matching. The two subpaths from u and from v to their roots span disjoint sets of vertices, and therefore their union together with (u, v) indeed form a valid augmenting path.
3. If there is an edge (u, v) with v labelled EVEN and v belongs to the same alternating tree as u does, then the two subpaths from u and v to their common (exposed) root x together with (u, v) form a flower. We shrink the blossom B into a vertex b . Observe that we can keep our labelling unchanged, provided we let the new vertex b be labelled EVEN. We recursively find a maximum matching in this graph G/B (and this may result in further shrinkings) and when the algorithm terminates, we use Theorem 2.2 to expand it to a larger matching in the original graph. This larger matching is not necessarily optimal (see the remark after Theorem 2.2) and we repeat the process to find either an augmenting path or a flower with respect to the current matching.

Correctness. Now suppose that none of these possibilities apply any more for any of the EVEN vertices. Then we claim that we have found a maximum matching M' in the current graph $G' = (V', E')$ (which was obtained from our original graph G by performing several shrinkings of blossoms B_1, B_2, \dots, B_k in succession). To show this, consider $U = \text{ODD}$ and consider the upper bound (2) for G' . As there are no edges between EVEN vertices (otherwise 2. or 3. above would apply) and no edges between an EVEN vertex and an unlabelled vertex (otherwise 1. would apply), we have that each EVEN vertex is an (odd-sized) connected component by itself in $G' \setminus \text{ODD}$. Thus $o(G' \setminus \text{ODD}) = |\text{EVEN}|$. Also, we have that $|M'| = |\text{ODD}| + \frac{1}{2}(|V'| - |\text{ODD}| - |\text{EVEN}|)$, the second term coming from the fact that all unlabelled vertices are matched. Thus,

$$\frac{1}{2}(|V'| + |\text{ODD}| - o(G' \setminus \text{ODD})) = \frac{1}{2}(|V'| + |\text{ODD}| - |\text{EVEN}|) = |M'|,$$

and this shows that our matching M' is maximum for G' . Applying repeatedly Theorem 2.2, we get that the algorithm constructs a maximum matching in G .

Running Time. The algorithm will perform at most n augmentations (of the matching) where $n = |V|$. Between two augmentations, it will shrink a blossom at most $n/2$ times, as each shrinking reduces the number of vertices by at least 2. The time it takes to construct the alternating tree is at most $O(m)$ where $m = |E|$, and so the total time is $O(n^2m)$.

Correctness of Tutte-Berge Formula. We can now prove Theorem 2.1. As we have argued the Tutte-Berge formula holds for the graph obtained at the end of the algorithm. Assume we have performed k blossom shrinkings, and let $G_i = (V_i, E_i)$ be the graph obtained after shrinking blossoms B_1, \dots, B_i , and let M_i be the corresponding matching; the index

$i = 0$ corresponds to the original graph. For the final graph $G_k = (V_k, E_k)$, we have seen that the Tutte-Berge formula holds since

$$|M_k| = \frac{1}{2} (|V_k| + |U| - o(G_k \setminus U)),$$

where $U = \text{ODD}$, and that each **EVEN** vertex corresponds to an odd connected component of $G_k \setminus U$. Now, let's see what happens when we unshrink blossoms, one at a time, and let's proceed by backward induction. Suppose we unshrink blossom B_i to go from graph G_i to G_{i-1} . First notice that $|V_{i-1}| = |V_i| + |B_i| - 1$ and $|M_{i-1}| = |M_i| + \frac{1}{2}(|B_i| - 1)$. Also, as we unshrink blossom B_i , we add an even number of vertices (namely $|B_i| - 1$) to one of the connected components of $G_i \setminus U$, and therefore we do not change the number of odd (or even) connected components. Thus, $o(G_i \setminus U) = o(G_{i-1} \setminus U)$. Thus, as we replace i with $i - 1$, both the right-hand-side and left-hand-side of

$$|M_i| = \frac{1}{2} (|V_i| + |U| - o(G_i \setminus U))$$

increase by precisely $\frac{1}{2}(|B_i| - 1)$. Thus, by backward induction, we can show that for every $j = 0, \dots, k$, we have

$$|M_j| = \frac{1}{2} (|V_j| + |U| - o(G_j \setminus U)),$$

and the Tutte-Berge formula holds for the original graph (for $j = 0$). This proves Theorem 2.1.

The Tutte-Berge formula implies that a graph has a perfect matching if and only if for every set U the number of odd connected components of $G \setminus U$ is at most $|U|$. This is known as **Tutte's matching theorem**.

Theorem 2.3 (Tutte's matching theorem) *G has a perfect matching if and only if, for all $U \subseteq V$, we have $o(G \setminus U) \leq |U|$.*

Exercises

Exercise 2-2. Let $G = (V, E)$ be any graph. Given a set $S \subseteq V$, suppose that there exists a matching M covering S (i.e. S is a subset of the matched vertices in M). Prove that there exists a *maximum* matching M^* covering S as well.

Exercise 2-3. Let U be any minimizer in the Tutte-Berge formula. Let K_1, \dots, K_k be the connected components of $G \setminus U$. Show that, for *any* maximum matching M , we must have that

1. M contains exactly $\lfloor \frac{|K_i|}{2} \rfloor$ edges from $G[K_i]$ (the subgraph of G induced by the vertices in K_i), i.e. $G[K_i]$ is perfectly matched for the even components K_i and near-perfectly matched for the odd components.

2. Each vertex $u \in U$ is matched to a vertex v in an odd component K_i of $G \setminus U$.

3.the only unmatched vertices must be in odd components K_i of $G \setminus U$.

Exercise 2-4. Could there be several minimizers U in the Tutte-Berge formula? Either give an example with several sets U achieving the minimum, or prove that the set U is unique.

Exercise 2-5. Given a graph $G = (V, E)$, an *inessential* vertex is a vertex v such that there exists a *maximum* matching of G not covering v . Let B be the set of all inessential vertices in G (e.g., if G has a perfect matching then $B = \emptyset$). Let C denote the set of vertices not in B but adjacent to at least one vertex in B (thus, if $B = \emptyset$ then $C = \emptyset$). Let $D = V \setminus (B \cup C)$. The triple $\{B, C, D\}$ is called the Edmonds-Gallai partition of G . Show that $U = C$ is a minimizer in the Tutte-Berge formula. (In particular, this means that in the Tutte-Berge formula we can assume that U is such that the union of the odd connected components of $G \setminus U$ is precisely the set of inessential vertices.)

Exercise 2-6. Show that any 3-regular 2-edge-connected graph $G = (V, E)$ (not necessarily bipartite) has a perfect matching. (A 2-edge-connected graph has at least 2 edges in every cutset; a cutset being the edges between S and $V \setminus S$ for some vertex set S .)

Exercise 2-7. A graph $G = (V, E)$ is said to be *factor-critical* if, for all $v \in V$, we have that $G \setminus \{v\}$ contains a perfect matching. In parts (a) and (b) below, G is a factor-critical graph.

1. Let U be *any* minimizer in the Tutte-Berge formula for G . Prove that $U = \emptyset$. (Hint: see Exercise 2-3.)
2. Deduce that when Edmonds algorithm terminates the final graph (obtained from G by shrinking flowers) must be a single vertex.
3. Given a graph $H = (V, E)$, an *ear* is a path $v_0 - v_1 - v_2 - \dots - v_k$ whose endpoints (v_0 and v_k) are in V and whose internal vertices (v_i for $1 \leq i \leq k - 1$) are not in V . We allow that v_0 be equal to v_k , in which case the path would reduce to a cycle. Adding the ear to H creates a new graph on $V \cup \{v_1, \dots, v_{k-1}\}$. The trivial case when $k = 1$ (a 'trivial' ear) simply means adding an edge to H . An ear is called *odd* if k is odd, and even otherwise; for example, a trivial ear is odd.
 - (a) Let G be a graph that can be constructed by starting from an odd cycle and repeatedly adding odd ears. Prove that G is factor-critical.
 - (b) Prove the converse that any factor-critical graph can be built by starting from an odd cycle and repeatedly adding odd ears.