

15 Elliptic curves over \mathbb{C} (part 1)

We now consider elliptic curves over the complex numbers. Our main tool will be the correspondence between elliptic curves over \mathbb{C} and tori \mathbb{C}/L defined by lattices L in \mathbb{C} . We will proceed to show the following:

1. Every lattice L can be used to define an elliptic curve E/\mathbb{C} .
2. Every elliptic curve E/\mathbb{C} arises from a lattice L .
3. If E/\mathbb{C} is the elliptic curve corresponding to the lattice L , then there is an isomorphism

$$\mathbb{C}/L \xrightarrow{\Phi} E/\mathbb{C}$$

that is both analytic (as a mapping of complex manifolds) and algebraic: addition of points in $E(\mathbb{C})$ corresponds to addition in \mathbb{C} modulo the lattice L .

This correspondence between lattices and elliptic curves over \mathbb{C} is known as the *Uniformization Theorem*; we will spend most of this lecture and part of the next proving it.

To make the correspondence explicit, we need to specify the map Φ from \mathbb{C}/L and an elliptic curve E/\mathbb{C} . This map is parameterized by *elliptic functions*, specifically the Weierstrass \wp -function and its derivative. We will begin by studying general properties of elliptic functions in §15.1 and Eisenstein series in §15.3, then specialize to the Weierstrass \wp -function in §15.4 and construct the map Φ in §15.5. Our presentation generally follows that in [2, Ch. 3, §10], but we will fill in some more details for the benefit of those who have not taken a course in complex analysis.

Once we have fleshed out this correspondence, we will have a powerful method to construct elliptic curves with desired properties. The arithmetic properties of lattices over \mathbb{C} are usually easier to understand than those of the corresponding elliptic curve. In particular, by choosing an appropriate lattice, we can construct an elliptic curve with a given endomorphism ring. In the case of elliptic curves over \mathbb{C} , the endomorphism ring must either be \mathbb{Z} or an order \mathcal{O} in an imaginary quadratic field (a fact we will prove). The order \mathcal{O} may be viewed as a lattice, and we will see that the elliptic curve corresponding to the torus \mathbb{C}/\mathcal{O} has endomorphism ring \mathcal{O} .

This has important implications for elliptic curves over finite fields. If we choose a suitable prime p , we can reduce an elliptic curve E/\mathbb{C} with complex multiplication to a curve \bar{E}/\mathbb{F}_p with the same endomorphism ring \mathcal{O} . The endomorphism ring determines, in particular, the trace of the Frobenius endomorphism π_E (up to a sign), which in turn determines $\#E(\mathbb{F}_p) = p + 1 - \text{tr}(\pi_E)$. This allows us to construct elliptic curves over finite fields that have a prescribed number of rational points, using what is known as the *CM method*. As we will see, this has many practical applications, including cryptography and a faster version of elliptic curve primality proving.

15.1 Elliptic functions

We begin with the definition of a lattice in the complex plane.

Definition 15.1. A *lattice* $L = [\omega_1, \omega_2]$ is an additive subgroup $= \omega_1\mathbb{Z} + \omega_2\mathbb{Z}$ of \mathbb{C} generated by complex numbers ω_1 and ω_2 that are independent over \mathbb{R} .

Example 15.2. Let τ be the root of a monic quadratic equation $x^2 + bx + c$ with integer coefficients and negative discriminant. Then the lattice $[1, \tau]$ is the additive group of an imaginary quadratic order $\mathcal{O} = \mathbb{Z}[\tau]$. Conversely, if \mathcal{O} is an imaginary quadratic order $\mathbb{Z}[\tau]$, then the additive group of \mathcal{O} is the lattice $[1, \tau]$.

If we take the quotient of the complex plane \mathbb{C} modulo a lattice L , we get a torus \mathbb{C}/L . Note that this quotient makes sense not just as a quotient of abelian groups, but also as a quotient of topological spaces (where \mathbb{C} has its usual Euclidean topology and L has the discrete topology), and the torus \mathbb{C}/L is a compact topological group.

Definition 15.3. A *fundamental parallelogram* for $L = [\omega_1, \omega_2]$ is any set of the form

$$\mathcal{F}_\alpha = \{\alpha + t_1\omega_1 + t_2\omega_2 : \alpha \in \mathbb{C}, 0 \leq t_1, t_2 < 1\}.$$

We can identify the points in a fundamental parallelogram with the points of \mathbb{C}/L .

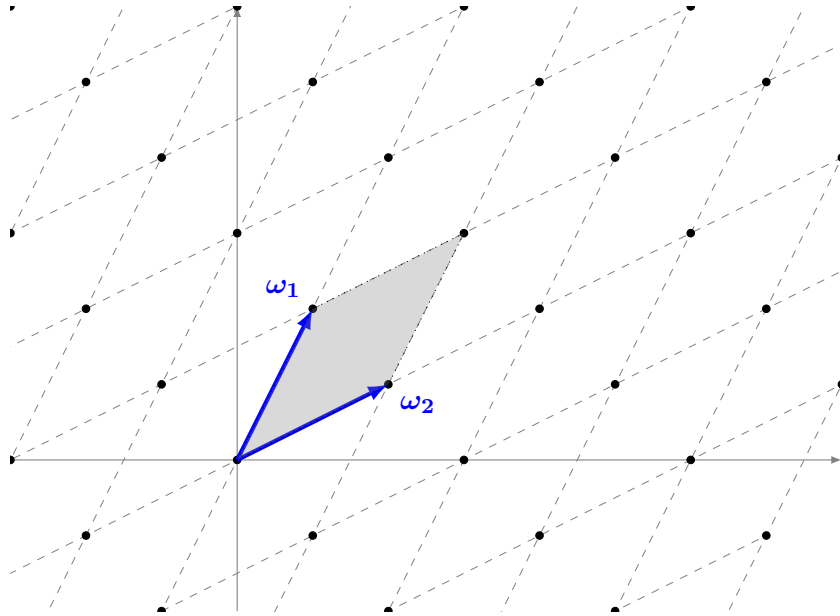


Figure 1: A lattice $[\omega_1, \omega_2]$ with a fundamental parallelogram shaded.

In order to define the correspondence between complex tori and elliptic curves over \mathbb{C} , we need to define the notion of an *elliptic function* on \mathbb{C} . As complex analysis is not a prerequisite for this course, we will take a moment to define the terminology we need and recall some elementary results that can be found in any standard textbook on the subject, such as [1, 3, 5].

Definition 15.4. A function $f: \mathbb{C} \rightarrow \mathbb{C}$ defined on an open neighborhood of a point $z_0 \in \mathbb{C}$ is said to be *holomorphic* at z_0 if the derivative

$$f'(z_0) := \lim_{z \rightarrow z_0} \frac{f(z) - f(z_0)}{z - z_0}$$

exists.¹ We say that f is holomorphic on an open set Ω if it is holomorphic at every $z_0 \in \Omega$. Functions that are holomorphic on all of \mathbb{C} are simply said to be holomorphic or *entire*.

Examples of holomorphic functions include polynomials and convergent power series. Functions that admit a power series expansion with a positive radius of convergence about a point z_0 are said to be *analytic* at z_0 . It is a theorem ([1, Thm. 5.3], [5, Thm. 2.4.4]) that in fact any function that is holomorphic at z_0 is also analytic at z_0 , thus the terms *analytic* and *holomorphic* are often used interchangeably.

Definition 15.5. Let k be a positive integer. A complex function $f(z)$ has a *zero of order k* at z_0 if an equation of the form

$$f(z) = (z - z_0)^k g(z)$$

holds in some open neighborhood of z_0 in which $g(z)$ is holomorphic and $g(z_0) \neq 0$. We say that $f(z)$ has a *pole of order k* at z_0 if the function $1/f(z)$ has a zero of order k at z_0 . A pole of order 1 is called a *simple pole*.

Definition 15.6. A complex function f is *meromorphic* on an open set Ω if it is holomorphic at every point on Ω except for a discrete set of poles.²

Definition 15.7. For any nonzero complex function $f(z)$ that is meromorphic on an open neighborhood of a point $z_0 \in \mathbb{C}$ we define

$$\text{ord}_{z_0} f := \begin{cases} n & \text{if } f \text{ has a zero of order } n \text{ at } w, \\ -n & \text{if } f \text{ has a pole of order } n \text{ at } w, \\ 0 & \text{otherwise.} \end{cases}$$

For any open set $\Omega \subseteq \mathbb{C}$, the set of complex functions that are meromorphic on Ω form a field $\mathbb{C}(\Omega)$ that we view as an extension of \mathbb{C} (the constant functions). For each fixed $z_0 \in \Omega$, we then have a *discrete valuation* $\text{ord}_{z_0} : \mathbb{C}(\Omega)^\times \rightarrow \mathbb{Z}$, which has the following properties:

1. $\text{ord}_{z_0}(fg) = \text{ord}_{z_0}(f) + \text{ord}_{z_0}(g)$ for all $f, g \in \mathbb{C}(\Omega)^\times$;
2. $\text{ord}_{z_0}(f + g) \geq \min(\text{ord}_{z_0}(f), \text{ord}_{z_0}(g))$ for all $f, g \in \mathbb{C}(\Omega)^\times$.

We note that the second inequality is in fact an equality whenever $\text{ord}_{z_0}(f) \neq \text{ord}_{z_0}(g)$. It is customary to extend ord_{z_0} to all of $\mathbb{C}(\Omega)$ by defining $\text{ord}_{z_0}(0) := \infty$, with addition and comparisons in $\mathbb{Z} \cup \{\infty\}$ defined in the obvious way.

Definition 15.8. An *elliptic function* for a lattice L is a complex function $f(z)$ such that

1. f is meromorphic.
2. f is periodic with respect to L . This means that $f(z + \omega) = f(z)$ for all $\omega \in L$.³

The fact that an elliptic function is periodic with respect to L means that it can also be viewed as a function on \mathbb{C}/L . Note that if f is an elliptic function for L then it is also an elliptic function for every sub-lattice of L . Sums, differences, products, and quotients of elliptic functions for a lattice L are also elliptic functions for L ; thus the set of elliptic functions for a fixed lattice L form a field that we denote $\mathbb{C}(L)$ (note that every constant function is an elliptic function for every lattice L).

¹The limit must take the same value no matter how the complex number z approaches z_0 ; this makes differentiability a much stronger condition on a complex function than it is on a real function.

²Discrete means that each pole lies in an open subset of Ω that contains no other poles.

³If $L = [\omega_1, \omega_2]$ the function f is also said to be *doubly periodic*, with *periods* ω_1 and ω_2 .

Definition 15.9. The *order* of an elliptic function is the number of poles it has in any fundamental parallelogram, where each pole is counted with multiplicity equal to its order.

As a general rule, whenever we count the poles or zeros of a meromorphic function, we always count them with multiplicity.

15.2 Counter integrals and the residue formula

In order to count poles and zeros of meromorphic functions (and elliptic functions in particular), we need a few standard tools from complex analysis that we briefly recall here. Those who are familiar with this material can skip ahead to Theorem 15.17, which uses Cauchy's argument principle to deduce that an elliptic function has the same number of zeros as poles in any fundamental parallelogram.

Definition 15.10. A *smooth curve* in \mathbb{C} is a continuously differentiable function

$$\gamma: [a, b] \rightarrow \mathbb{C}$$

where $[a, b]$ is a closed interval in \mathbb{R} . A *piecewise smooth curve* $\gamma: [a, b] \rightarrow \mathbb{C}$ is defined by a finite sequence of n smooth curves $\gamma_i: [a_i, b_i] \rightarrow \mathbb{C}$ with $a_0 = a$, $a_{i+1} = b_i$, and $b_n = b$. We will simply use the term *curve* to refer to a piecewise smooth curve.⁴ A curve is *simple* if its restriction to the open interval (a, b) is injective, and it is *closed* if $\gamma(a) = \gamma(b)$. Note that a curve comes with an orientation, two curves $[a, b] \rightarrow \mathbb{C}$ and $[b, a] \rightarrow \mathbb{C}$ with the same image are not considered to be the same, but other than this distinction all the properties of a curve that we care about depend only on its image, not the particular function γ that parametrizes it; thus we will often identify a curve $\gamma: [a, b] \rightarrow \mathbb{C}$ with its oriented image.

For simple closed curves γ the Jordan curve theorem (see [1, §4.2 Ex. 3] or [5, Appendix B, Thm. 2.1]) gives a well-defined notion of interior and exterior, as well as a notion of positive and negative orientation. Loosely speaking, we say that a simple closed curve is *positively oriented* if the interior is on the left as we travel along the curve (if γ is a circle, this means counter-clockwise). This can be made completely precise using *winding numbers*, but this is overkill for our purposes here; the simple closed curves we will use (primarily circles and parallelograms) all have obvious interiors and orientation.

Definition 15.11. For a smooth curve $\gamma: [a, b] \rightarrow \mathbb{C}$ and a complex function $f(z)$ defined on an open set containing γ the *contour integral* of f along γ is defined by

$$\int_{\gamma} f(z) dz := \int_a^b f(\gamma(t)) \gamma'(t) dt.$$

This definition extends to piecewise smooth curves in the obvious way (sum the contour integrals on each smooth piece).

Theorem 15.12. Let Ω be an open set containing a curve $\gamma: [a, b] \rightarrow \mathbb{C}$, and let $F(z)$ be a holomorphic function on Ω and let $f(z) = F'(z)$. Then

$$\int_{\gamma} f(z) dz = F(\gamma(b)) - F(\gamma(a)).$$

⁴More generally one can define *rectifiable curves* that are defined by continuous (but not necessarily differentiable) functions and have finite length, but we will not need these.

Proof. If γ is smooth then

$$\int_{\gamma} f(z)dz = \int_a^b F'(\gamma(t))\gamma'(t)dt = \int_a^b \left(\frac{d}{dt}F(\gamma(t)) \right) dt = F(\gamma(b)) - F(\gamma(a)).$$

The piecewise smooth case follows immediately. \square

It is a non-trivial fact that if $f(z)$ is holomorphic on a simply connected open set Ω then there exists a holomorphic function⁵ $F(z)$ for which $f(z) = F'(z)$ (this is obvious locally, since in a neighbors of each $z_0 \in \Omega$ there is a power series expansion of $f(z)$ about z_0 that we can integrate term by term, but we want a single function $F(z)$ that works for all $z_0 \in \Omega$); see [1, §4.1 Thm. 4] or [5, §2 Thm. 2.1] for a proof in the case that Ω is a disc. This yields Cauchy's theorem.

Theorem 15.13 (Cauchy's theorem). *Let f be a function that is holomorphic on an open set containing a closed curve γ and its interior. Then*

$$\int_{\gamma} f(z)dz = 0.$$

Proof. See [5, Appendix B Thm. 2.9]. \square

A corollary of this theorem is that the counter integral of a holomorphic function depends only on the end points $(\gamma(a), \gamma(b))$ of a curve, not the path taken from $\gamma(a)$ to $\gamma(b)$.

We now want to consider counter integrals of functions that are meromorphic but not necessarily holomorphic. Note that a function $f(z)$ that is meromorphic on an open set Ω has a Laurent series expansion

$$f(z) = \sum_{n \geq n_0} a_n(z - z_0)^n$$

about any point $z_0 \in \Omega$. Here n_0 can be any integer (positive or negative), and we define $a_n = 0$ for all $n < n_0$.

Definition 15.14. The *residue* at z_0 of a function $f(z) = \sum_{n=n_0} a_n(z - z_0)^n$ that is meromorphic on an open neighborhood of z_0 is

$$\text{res}_{z_0}(f) := a_{-1}.$$

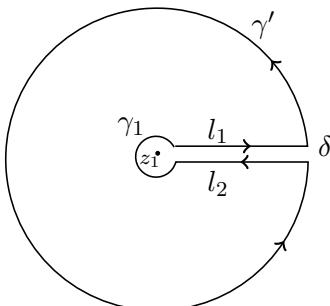
If f is holomorphic at z_0 then $\text{res}_{z_0}f = 0$. Even if f has a pole at z_0 it is still possible to have $\text{res}_{z_0}f = 0$ when the order of the pole is greater than 1, but if f has a simple pole at z_0 then $\text{res}_{z_0}f$ must be nonzero. This definition may look strange at first glance, but it is motivated by the following theorem.

Theorem 15.15 (Residue formula). *Let γ be a simple closed curve with positive orientation and let $f(z)$ be a function that is meromorphic on an open set containing γ and its interior with no poles on γ . Let z_1, \dots, z_N be the poles of $f(z)$ that lie in the interior of γ . Then*

$$\int_{\gamma} f(z)dz = 2\pi i \sum_{k=1}^N \text{res}_{z_k}(f).$$

⁵The function $F(z)$ is called a *primitive* of $f(z)$.

Proof. Let us first suppose that γ is a circle and that $f(z)$ has a single pole at z_1 inside γ . We now consider a *keyhole contour* Γ that approximates γ but whose interior does not contain z_1 , as shown below. The function $f(z)$ is holomorphic on an open set that contains Γ and its interior, but not z_1 ; thus $\int_{\Gamma} f(z)dz = 0$, by Cauchy's theorem.



As the distance δ between the horizontal segments l_1 and l_2 goes to zero, the sum $\int_{l_1} f(z)dz + \int_{l_2} f(z)dz$ approaches zero while $\int_{\gamma'} f(z)dz$ approaches $\int_{\gamma} f(z)dz$. In the limit we have

$$\int_{\Gamma} f(z)dz = 0 = \int_{\gamma'} f(z)dz - \int_{c_1} f(z)dz,$$

where c_1 is a positively oriented circle with the same radius as the arc γ_1 (which is oriented in the opposite direction; this explains the minus sign in the equation above). Thus

$$\int_{\gamma} f(z)dz = \int_{c_1} f(z)dz.$$

If $f(z) = \sum_{n \geq n_0} a_n(z - z_1)^n$ is the Laurent series for $f(z)$ about z_1 , then

$$\int_{c_1} f(z)dz = \int_{c_1} \left(\sum_{n_0=n}^{-1} a_n(z - z_0)^n + \sum_{n \geq 0} a_n(z - z_0)^n \right) dz.$$

The infinite sum on the right is holomorphic in an open neighborhood of z_0 that we can assume contains c_1 , since we can make the radius of c_1 as small as we wish, thus the integral of this sum is zero. It thus suffices to compute the integrals $\int_{c_1} (z - z_0)^n dz$ for negative n . After replacing $z - z_0$ with u and dz by du we can assume c_1 is a circle about 0 parameterized by re^{it} , where r is the radius of c_1 . For $n < 0$ we then have

$$\int_{c_1} u^n du = \int_0^{2\pi} (re^{it})^n (ire^{it}) dt = \int_0^{2\pi} ir^{n+1} e^{(n+1)it} dt = \begin{cases} 0 & \text{if } n < -1, \\ 2\pi i & \text{if } n = -1. \end{cases}$$

Thus

$$\int_{\gamma} f(z)dz = \int_{c_1} f(z)dz = 2\pi i a_{-1} = 2\pi i \operatorname{res}_{z_1} f$$

as desired. The case where $f(z)$ has N poles inside γ is similar; we now approximate γ with a contour Γ that has N keyholes, one about each z_k , each of which has an inner arc with negative (clockwise) orientation. We then obtain

$$\int_{\gamma} f(z)dz = 2\pi i \sum_{k=1}^N \operatorname{res}_{z_k}(f).$$

The same argument applies when γ is not a circle, it just requires approximating γ with a more complicated looking Γ . \square

We can now use the Residue formula to derive a generalization of Cauchy's *argument principle*, which is our main tool for counting the zeros and poles of a meromorphic function.

Theorem 15.16. *Let γ be a simple closed curve with positive orientation, let $f(z)$ be a function that is meromorphic on an open set Ω containing γ and its interior Γ , with no zeros or poles on γ , and let $g(z)$ be a nonzero function that is holomorphic on Ω .*

$$\frac{1}{2\pi i} \int_{\gamma} g(z) \frac{f'(z)}{f(z)} dz = \sum_{w \in \Gamma} g(z_0) \text{ord}_w(f).$$

When $g(z) = 1$, the RHS is simply the difference between the number of zeros and poles that $f(z)$ has in Γ (counted with multiplicity), which is the usual argument principle.

Proof. For any $z_0 \in \Gamma$ that is a zero or pole of $f(z)$, we consider the Laurent series expansions

$$f(z) = \sum_{n \geq n_0} a_n (z - z_0)^n, \quad g(z) = \sum_{n \geq 0} b_n (z - z_0)^n$$

where n_0 is chosen so that $a_{n_0} \neq 0$ and we note that $g(z_0) = b_0$. Then

$$f'(z) = \sum_{n \geq n_0} n a_n (z - z_0)^{n-1}$$

and we have

$$\frac{f'(z)}{f(z)} = n_0 (z - z_0)^{-1} + h_1(z), \quad g(z) \frac{f'(z)}{f(z)} = b_0 n_0 (z - z_0)^{-1} + h_2(z),$$

where $h_1(z)$ and $h_2(z)$ denote functions that are holomorphic on an open neighborhood of z_0 . Thus $g(z)f'(z)/f(z)$ has a simple pole with residue $b_0 n_0 = g(z_0) \text{ord}_{z_0}(f)$ at each zero or pole z_0 of $f(z)$, and no other poles. The theorem follows from the residue formula. \square

Applying Theorem 15.16 with $g(z) = 1$ to an elliptic function $f(z)$ yields the following theorem.

Theorem 15.17. *Let $f(z)$ be an elliptic function for a lattice L . When counted with multiplicity, the number of zeros of $f(z)$ in any fundamental parallelogram F_α for L is equal to the number of poles of $f(z)$ in F_α .*

Proof. We first note that by the periodicity of $f(z)$, it suffices to prove this for any particular fundamental parallelogram F_α . The zeros and poles of $f(z)$ are discrete (note that $1/f(z)$ is also a meromorphic function), so we can pick an α for which the boundary ∂F_α of F_α does not contain any zeros or poles of $f(z)$. We now consider the contour integral

$$\int_{\partial F_\alpha} \frac{f'(z)}{f(z)} dz,$$

where the simple closed curve ∂F_α is positively oriented. The fact that $f(z)$ is periodic with respect to L implies that $f'(z)$ is also periodic with respect to L , as is $f'(z)/f(z)$, and it follows that sum of the integral of $f'(z)/f(z) dz$ along opposite sides of the parallelogram ∂F_α

is zero, since $f'(z)/f(z)$ takes on the same values on both sides (because it is periodic) but the oriented curve ∂F_α traverses them in opposite directions. We thus have

$$\frac{1}{2\pi i} \int_{\partial F_\alpha} \frac{f'(z)}{f(z)} dz = 0,$$

and the theorem then follows from Theorem 15.16. \square

15.3 Eisenstein series

Before giving some non-trivial examples of elliptic functions, we first define the Eisenstein series of a lattice.

Definition 15.18. Let L be a lattice and let $k > 2$ be an integer. The *weight- k Eisenstein series* for L is the sum

$$G_k(L) = \sum_{\omega \in L^*} \frac{1}{\omega^k}.$$

where $L^* = L - \{0\}$.

Remark 15.19. $G_k(L)$ is a function of the lattice L , so for any fixed lattice, it is a constant. If we consider lattices $L = [1, \tau]$ parameterized by a complex number τ in the *upper half plane* $\mathbb{H} = \{z \in \mathbb{C} : \text{im } z > 0\}$, we can view $G_k(L)$ as a function of τ :

$$G_k(\tau) := G_k([1, \tau]) = \sum_{\substack{m, n \in \mathbb{Z} \\ (m, n) \neq (0, 0)}} \frac{1}{(m + n\tau)^k}.$$

Because it comes from function defined over a lattice, the function $G_k(\tau)$ has some very nice properties. In particular, we have

$$G_k(\tau + 1) = G_k(\tau) \quad \text{and} \quad G_k(-1/\tau) = \tau^k G_k(\tau)$$

for all $\tau \in \mathbb{H}$. Eisenstein series are the simplest example of *modular forms*, which we will see later in the course.⁶

Remark 15.20. If k is odd then $G_k(L) = 0$ for any lattice L , since the terms $\frac{1}{\omega^k}$ and $\frac{1}{(-\omega)^k}$ in the sum cancel (note that L is an additive group, so $\omega \in L \implies -\omega \in L$, and in the sum over L^* , each ω is distinct from $-\omega$). Thus the only interesting Eisenstein series are those of even weight.

Lemma 15.21. For any lattice L , the sum $\sum_{\omega \in L^*} \frac{1}{\omega^k}$ converges absolutely for all $k > 2$.

Proof. Let δ be the minimum distance between points in L . Consider an annulus A of inner radius r and width $\frac{\delta}{2}$, as depicted in Figure 2.

Any two distinct lattice points in A must be separated by an arc of length at least $\delta/2$ when measured along the inner rim of A . It follows that A contains at most $4\pi r/\delta$ lattice points. The number of lattice points in the annulus $\{\omega : n \leq |\omega| < n + 1\}$ is therefore bounded by cn , where $c \leq (2/\delta)(4\pi r/\delta) = 8\pi/\delta^2$. We then have

$$\sum_{\omega \in L, |\omega| \geq 1} \frac{1}{|\omega|^k} \leq \sum_{n=1}^{\infty} \frac{cn}{n^k} = c \sum_{n=1}^{\infty} \frac{1}{n^{k-1}} < \infty,$$

⁶Many authors use E_k to denote Eisenstein series, rather than G_k , but since we are already using the (often sub-scripted) symbol E for elliptic curves, we will stick with G_k .

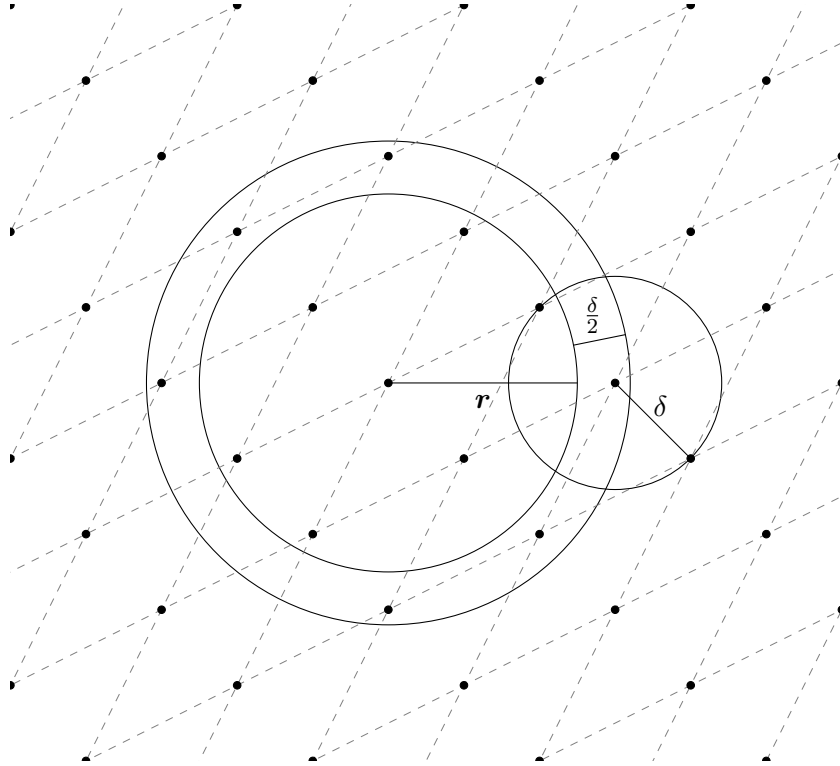


Figure 2: Annulus of radius r and width $\delta/2$.

since $k > 2$. The finite sum $\sum_{\omega \in L, 0 < |\omega| < 1} \frac{1}{|\omega|^k}$ is clearly bounded, thus

$$\sum_{\omega \in L^*} \frac{1}{|\omega|^k} = \sum_{\substack{\omega \in L \\ 0 < |\omega| < 1}} \frac{1}{|\omega|^k} + \sum_{\substack{\omega \in L \\ |\omega| \geq 1}} \frac{1}{|\omega|^k} < \infty,$$

so the sum converges absolutely as claimed. \square

15.4 The Weierstrass \wp -function

We now give our first example of a non-constant elliptic function. It may be regarded as *the* elliptic function in the sense that it can be used to construct every other non-constant elliptic function, a fact we will prove in the next lecture (or see [4, Thm. VI.3.2]).

Definition 15.22. The *Weierstrass \wp -function* of a lattice L is defined by

$$\wp(z) := \wp(z; L) := \frac{1}{z^2} + \sum_{\omega \in L^*} \left(\frac{1}{(z - \omega)^2} - \frac{1}{\omega^2} \right).$$

When the lattice L is fixed or clear from context we typically just write $\wp(z)$, but we should keep in mind that this function depends on L . It is clear from the definition that $\wp(z)$ has a pole of order 2 at each point in $z \in L$ (including $z = 0$); we will show that it has no other poles and is in fact holomorphic at every point not in L . To do so we rely on the following theorem from complex analysis.

Theorem 15.23. *Suppose $\{f_n\}$ is a sequence of functions holomorphic on an open set Ω , and that $\{f_n\}$ converges to a function f uniformly on every compact subset of Ω . Then f is holomorphic on Ω .*

Proof. See [1, §5 Thm. 1] or [5, §2 Thm. 5.2]. □

Theorem 15.24. *For any lattice L , the function $\wp(z; L)$ is holomorphic at every $z \notin L$.*

Proof. For each positive integer n , we define the function

$$f_n(z) = \frac{1}{z^2} + \sum_{\substack{\omega \in L \\ 0 < |\omega| < n}} \left(\frac{1}{(z - \omega)^2} - \frac{1}{\omega^2} \right).$$

Each $f_n(z)$ is clearly holomorphic at any $z \notin L$, since we can differentiate the finite sum term by term. We will show that the sequence of functions $\{f_n\}$ converges uniformly to \wp on all compact sets S disjoint from L . Theorem 15.23 will then imply that $\wp(z)$ is holomorphic on the open set $\mathbb{C} - L$.

So let S be a compact subset of \mathbb{C} disjoint from L . Then S is bounded and we may fix $r \in \mathbb{R}_{>0}$ such that $|z| \leq r$ for all $z \in S$. For all but finitely many $\omega \in L$, we have $|\omega| \geq 2r$. By the triangle inequality, $|\omega - z| + |z| \geq |\omega|$, so $|\omega| \geq 2r$ implies the following inequalities:

$$\begin{aligned} |\omega - z| &\geq |\omega| - |z| \geq \frac{1}{2}|\omega|, \\ |2\omega - z| &\leq |2\omega| + |-z| \leq \frac{5}{2}|\omega|. \end{aligned}$$

Thus the bound

$$\left| \frac{1}{(z - \omega)^2} - \frac{1}{\omega^2} \right| = \left| \frac{z(2\omega - z)}{\omega^2(z - \omega)^2} \right| \leq \frac{r \frac{5}{2}|\omega|}{|\omega|^2 (\frac{1}{2}|\omega|)^2} = \frac{10r}{|\omega|^3}$$

holds for all $z \in S$. The series $\sum_{\omega \in L^*} \frac{1}{|\omega|^3}$ converges, by Lemma 15.21, so

$$\sum_{\omega \in L^*} \left(\frac{1}{(z - \omega)^2} - \frac{1}{\omega^2} \right)$$

converges absolutely for all $z \in S$, and the rate of convergence can be bounded in terms of r and L , independent of z . It follows that $\{f_n\}$ converges uniformly to \wp on S , since for every $\epsilon > 0$ there is an N such that for all $n \geq N$ we have $|\wp(z) - f_n(z)| < \epsilon$ for all $z \in S$. □

With Theorem 15.24 in hand, we can now summarize the key properties of $\wp(z)$.

Theorem 15.25. *For any lattice L , the function $\wp(z) = \wp(z; L)$ and its derivative*

$$\wp'(z) = -2 \sum_{\omega \in L} \frac{1}{(z - \omega)^3}$$

satisfy the following:

- (i) $\wp(z)$ is a meromorphic even function whose poles consist of double poles at each $z \in L$.
- (ii) $\wp'(z)$ is a meromorphic odd function whose poles consist of triple poles at each $z \in L$.

Proof. We first note that the sequence of functions $\{f_n\}$ defined in the proof of Theorem 15.24 consist of finite partial sums that converge uniformly to $\wp(z)$, and it follows that we can differentiate $\wp(z)$ term by term to obtain $\wp'(z)$ (note that the sum for $\wp'(z)$ includes $\omega = 0$ which comes from differentiating the leading $1/z^2$ term in $\wp(z)$). It is clear that $\wp(z)$ has a double pole at each lattice point, and (i) then follows from Theorem 15.24 and the fact that $\wp(z) = \wp(-z)$. Part (ii) is clear from the formula for $\wp'(z)$ and the fact that the derivative of a function that is holomorphic on an open neighborhood of a point z is also holomorphic on that neighborhood (so $\wp'(z)$ is meromorphic at all $z \notin L$ since $\wp(z)$ is). \square

Corollary 15.26. *Let L be a lattice. The function $\wp(z) = \wp(z; L)$ is an elliptic function of order 2 for the lattice L , and its derivative $\wp'(z)$ is an elliptic function of order 3 for the lattice L .*

Proof. We've just shown that $\wp(z)$ and $\wp'(z)$ are meromorphic. Every fundamental region of L contains exactly one lattice point, so $\wp(z)$ has two poles in each fundamental region, while $\wp'(z)$ has three. It is clear from the formula for $\wp'(z)$ that $\wp'(z)$ is periodic with respect to L , we just need to show that $\wp(z)$ is periodic. Let $L = [\omega_1, \omega_2]$. It suffices to show that

$$\wp(z + \omega_i) = \wp(z), \quad \text{for } i = 1, 2.$$

Now $\wp'(z)$ is periodic, so $\wp'(z + \omega_i) = \wp'(z)$. Integrating then gives

$$\wp(z + \omega_i) - \wp(z) = c_i.$$

for some constant c_i and for all $z \notin L$. To find c_i , plug in $z = -\omega_i/2$. We have

$$\wp(\omega_i/2) - \wp(-\omega_i/2) = c_i,$$

but $\wp(z)$ is an even function, so $c_i = 0$ and $\wp(z + \omega_i) = \wp(z)$ as desired. \square

The study of elliptic functions dates back to Gauss, who discovered them as solutions to elliptic integrals $\int \sqrt{f(z)}dz$, where $f(z)$ is a cubic or quartic polynomial (they were later rediscovered by Abel and Jacobi). We will show that $\wp(z)$ satisfies a differential equation of the form $\wp'(z)^2 = f(\wp(z))$, where $f(x)$ is a cubic polynomial over \mathbb{C} . Notice that if one views $(\wp(z), \wp'(z))$ as a pair (x, y) , this is exactly the equation of an elliptic curve! This explains our interest in $\wp(z)$.

To derive the differential equation satisfied by the Weierstrass \wp -function, we first need to compute its Laurent series.

Theorem 15.27. *Let L be a lattice. The Laurent series expansion for $\wp(z) = \wp(z; L)$ at $z = 0$ is*

$$\wp(z) = \frac{1}{z^2} + \sum_{n=1}^{\infty} (2n+1)G_{2n+2}(L)z^{2n},$$

where $G_k(L)$ denotes the Eisenstein series of weight k .

Proof. For all $|x| < 1$ we have the power series expansion

$$\frac{1}{(1-x)^2} = (1+x+x^2+\dots)^2 = \sum_{n=0}^{\infty} (n+1)x^n.$$

Applying this to $x = \frac{z}{\omega}$ with $|x| < 1$,

$$\frac{1}{(z - \omega)^2} - \frac{1}{\omega^2} = \frac{1}{\omega^2} \left(\frac{1}{(1 - x)^2} - 1 \right) = \frac{1}{\omega^2} \sum_{n=1}^{\infty} (n+1)x^n = \sum_{n=1}^{\infty} \frac{(n+1)z^n}{\omega^{n+2}}$$

Summing over ω and changing the order of summation (valid, since we have already proved absolute convergence) gives

$$\begin{aligned} \wp(z) &= \frac{1}{z^2} + \sum'_{\omega \in L} \left[\frac{1}{(z - \omega)^2} - \frac{1}{\omega^2} \right] \\ &= \frac{1}{z^2} + \sum'_{\omega \in L} \sum_{n=1}^{\infty} \frac{(n+1)z^n}{\omega^{n+2}} \\ &= \frac{1}{z^2} + \sum_{n=1}^{\infty} (n+1)z^n \sum'_{\omega \in L} \frac{1}{\omega^{n+2}} \\ &= \frac{1}{z^2} + \sum_{n=1}^{\infty} (n+1)G_{n+2}(L)z^n \\ &= \frac{1}{z^2} + \sum_{n=1}^{\infty} (2n+1)G_{2n+2}(L)z^{2n}. \end{aligned}$$

In the last step we used the fact that $\wp(z)$ is an even function, so the coefficients of the odd terms are 0 and we can sum over even integers $2n$. \square

15.5 Lattices define elliptic curves

The key link between $\wp(z)$ and elliptic curves is given by the following differential equation.

Theorem 15.28. *Let L be a lattice. The function $\wp(z) = \wp(z; L)$ satisfies the differential equation*

$$\wp'(z)^2 = 4\wp(z)^3 - g_2(L)\wp(z) - g_3(L), \quad (1)$$

where $g_2(L) = 60G_4(L)$ and $g_3(L) = 140G_6(L)$.

Proof. We may apply Theorem 15.27 to compute the first few terms of the Laurent series expansions for $\wp(z)$ and $\wp'(z)$ at $z_0 = 0$:

$$\begin{aligned} \wp(z) &= \frac{1}{z^2} + 3G_4(L)z^2 + 5G_6(L)z^4 + \dots \\ \wp'(z) &= -\frac{2}{z^3} + 6G_4(L)z + 20G_6(L)z^3 + \dots \\ \wp(z)^3 &= \frac{1}{z^6} + \frac{9G_4(L)}{z^2} + 15G_6(L) + \dots \\ \wp'(z)^2 &= \frac{4}{z^6} - \frac{24G_4(L)}{z^2} - 80G_6(L) + \dots \end{aligned}$$

Now let

$$f(z) = \wp'(z)^2 - 4\wp(z)^3 + 60G_4(L)\wp(z) + 140G_6(L).$$

We can compute the Laurent series expansion for $f(z)$ at $z_0 = 0$ as a linear combination of those computed above, and one finds that the non-positive powers of z all cancel; we thus have $f(0) = 0$.

Because \wp and \wp' have poles only at points of L , the function $f(z)$ is holomorphic on the fundamental parallelogram F_0 . The function $f(z)$ is periodic with respect to L , since $\wp(z)$ and $\wp'(z)$, thus it is holomorphic on the entire complex plane. Note that $f(z)$ is bounded because all values attained by f are attained on the closure of a fundamental parallelogram, which is a compact set. It then follows from Liouville's Theorem (see Theorem 15.29 below) that f is a constant function and hence identically zero. \square

Theorem 15.29 (Liouville's Theorem). *The only functions that are bounded and holomorphic on \mathbb{C} are constant functions.*

Proof. See [1, p. 122] or [5, §2 Cor. 4.5]. \square

With $y = \wp'(z)$ and $x = \wp(z)$, the differential equation in (1) corresponds to the curve

$$y^2 = 4x^3 - g_2(L)x - g_3(L), \quad (2)$$

This curve can easily be put into Weierstrass form with $g_2(L) = -4A$ and $g_3(L) = -4B$, thus every lattice L gives us an equation we can use to define an elliptic curve over \mathbb{C} , provided we can show that the projective curve defined by (2) is not singular. If the partial derivatives of $zy^2 = 4x^3 - g_2(L)xz^2 - g_3(L)z^3$ simultaneously vanish at some point, then there must be a projective solution to the system of equations

$$12x^2 - g_2(L)z^2 = 0, \quad 2zy = 0, \quad y^2 + 2g_2(L)xz + 3g_3(L)z^2 = 0.$$

We cannot have $z = 0$ (this would force $x = y = 0$), thus we may assume $z = 1$, and the second equation then implies $y = 0$. The third equation forces $x = -3g_3(L)/(2g_2(L))$, and plugging this into the first equation yields $g_2(L)^3 - 27g_3(L)^2 = 0$. Thus so long as

$$\Delta(L) := g_2(L)^3 - 27g_3(L)^2$$

is nonzero, equation (2) defines an elliptic curve over \mathbb{C} .

We will prove that $\Delta(L) \neq 0$, for every lattice L . For this we need the following lemma.

Lemma 15.30. *A point $z \notin L$ is a zero of $\wp'(z; L)$ if and only if $2z \in L$.*

Proof. Suppose $2z \in L$ for some $z \notin L$. Then

$$\wp'(z) = \wp'(z - 2z) = \wp'(-z) = -\wp'(z) = 0,$$

where we have used the fact that $\wp'(z)$ is both periodic with respect to L and an odd function. If $L = [\omega_1, \omega_2]$, then

$$\frac{\omega_1}{2}, \quad \frac{\omega_2}{2}, \quad \frac{\omega_1 + \omega_2}{2}$$

are the only points $z \in \mathcal{F}_0$ that are not in L and also satisfy $2z \in L$. Since $\wp'(z)$ is an elliptic function of order 3, it has only these three zeros in \mathcal{F}_0 , by Theorem 15.17. Thus for any $z \notin L$ we have $\wp'(z) = 0$ if and only if $2z \in L$. \square

This lemma is analogous to the fact that the points of order 2 on the elliptic curve (2) are precisely the points $(x, y) = (\wp(z), \wp'(z))$ with $y = \wp'(z) = 0$. The requirement that $z \notin L$ simply means that (x, y) is not the point at infinity.

Lemma 15.31. *For any lattice L , the discriminant $\Delta(L)$ is nonzero.*

Proof. Let $L = [\omega_1, \omega_2]$ and put

$$r_1 = \frac{\omega_1}{2}, \quad r_2 = \frac{\omega_2}{2}, \quad r_3 = \frac{\omega_1 + \omega_2}{2}.$$

Then $r_i \notin L$ and $2r_i \in L$ for $i = 1, 2, 3$. So $\wp'(r_i) = 0$ by Lemma 15.30. From (2) we see that $\wp(r_1), \wp(r_2)$, and $\wp(r_3)$ are the zeros of the cubic $f(x) = 4x^3 - g_2(L)x - g_3(L)$. Now the discriminant $\Delta(f)$ of $f(x)$ is equal to $16\Delta(L)$, thus

$$\Delta(L) = \frac{1}{16} \prod_{i < j} (\wp(r_i) - \wp(r_j))^2,$$

and it suffices to show that the $\wp(r_i)$ are distinct.

Let $g_i(z) = \wp(z) - \wp(r_i)$. Then $g_i(z)$ is an elliptic function of order 2 (its poles are the poles of $\wp(z)$), so it has exactly 2 zeros, by Theorem 15.17. Now r_i is a double zero because $g_i'(z) = \wp'(z) = 0$, by Lemma 15.30. Thus $g_i(z)$ has no other zeros, and therefore $\wp(r_j) \neq \wp(r_i)$ for $i \neq j$. \square

We have shown that every lattice L gives rise to an elliptic curve E/\mathbb{C} defined by $y^2 = 4x^3 - g_2(L)x - g_3(L)$, and that the map

$$\begin{aligned} \Phi: \mathbb{C}/L &\longrightarrow E(\mathbb{C}) \\ z &\longrightarrow (\wp(z), \wp'(z)) \end{aligned}$$

maps points on \mathbb{C}/L to points on the elliptic curve. We will show in the next lecture that Φ is a group isomorphism and that every elliptic curve E/\mathbb{C} arises from some lattice L .

References

- [1] L. Ahlfors, *Complex analysis*, third edition, McGraw Hill, 1979.
- [2] D.A. Cox, *Primes of the form $x^2 + ny^2$: Fermat, class field theory, and complex multiplication*, second edition, Wiley, 2013.
- [3] S. Lang, *Complex analysis*, fourth edition, Springer, 1999.
- [4] J.H. Silverman, *The arithmetic of elliptic curves*, second edition, Springer 2009.
- [5] E.M. Stein and R. Shakarchi, *Complex analysis*, Princeton University Press, 2003.